

BARNCRAFT®

Wall Planks, Rolling Doors & Hardware

New! Rustic
Wall Planks >>>



GLASS★CRAFT®
DOOR COMPANY

WHY BARNCRAFT®?

BarnCraft rolling doors are made by GlassCraft Door Company, an award-winning residential door manufacturer based in Houston, TX. GlassCraft brings its manufacturing and service excellence into producing this premium selection of rolling doors made of Mahogany, Knotty Alder, Knotty Pine, MDF, Metal and Birch. Offering premium products with numerous options at an affordable price, BarnCraft is a unique brand in the market. A harmony of design, craftsmanship, durability and affordability, BarnCraft provides an excellent choice for that perfect rolling door.

ABOUT GLASSCRAFT®

GlassCraft Door Company, founded in 1977, is an award-winning manufacturer of premium wood, composite and steel doors. From its 205,000 square foot manufacturing facility in Houston, Texas, GlassCraft's team of dedicated artisans, designers and master craftsmen create a distinctive selection of the most beautiful doors, decorative glass windows and entryways available. This dedication to excellence is built into each product and continues with industry leading customer service and product warranties.

Cover: 36" wide x 84" tall Rustic Farmhouse barn door with Chevron 1 design (see page 36), Vintage rolling hardware, and 24" Gila pull.

This photo: Shown with 54" wide x 84" tall Two Panel Knotty Alder Barn Door (see page 27) with Owl Grey finish, Vintage rolling hardware, and Gila pull.

Opposite page: Shown with double Rustic Farmhouse rolling doors with Horizontal 4 design in Stormy Grey finish (see page 37), with Slade stainless steel rolling hardware, and Metro 60" pull handle. This installation shows the use of the double door rail connector (page 10).

4 STEPS TO CREATING THE PERFECT ROLLING DOOR



1. Select your door configuration.

Single, double or Bi-Fold door? Bypass Double or Quadruple? Refer to the configuration information on pages 6-7 to help select your rolling door installation type.

2. Select your door.

The BarnCraft Collection offers eight different rolling door series in this catalog featuring various door designs, glass and finish options. This includes the Knotty Pine Barn Doors, Knotty Alder Barn Doors & Shutters, Iron Plank, Carved MDF, Contemporary Metal & Glass, Contemporary Birch, Mahogany & Glass Doors, and the new Rustic Farmhouse Series. Visit www.glasscraft.com to view other GlassCraft doors that may be used for rolling door applications.

3. Select your rolling door hardware.

Choose from eight heavy-duty metal rolling hardware options with black or stainless steel finish options (select designs). All BarnCraft rolling hardware include nylon wheels for a quiet-glide operation (see page 8).

4. Select your options.

Consider adding these functional and decorative options to your BarnCraft rolling doors:

- Soft-Close option for a smoother and safer open/close operation of the rolling doors (see page 10).
- Pulls and Handles in black and stainless steel finish (see pages 14-15).
- Header boards for added structural support (see page 11).
- Select decorative rustic wall planks to complement your rolling door (see pages 4-5).

All photos, drawings, and product designs in this catalog are copyright ©2020 GlassCraft Door Company, Houston, Texas. BarnCraft, GlassCraft, GlassCraft Door, GlassCraft.net, and the GlassCraft logo are all registered trademarks. Any duplication without specific written authorization from GlassCraft Door Company is strictly prohibited. All rights reserved. GlassCraft Door Company reserves the right to change product designs and product specifications at any time for any reason and without notice. Standard lead-times may change without notice and should only be used as a guideline for placing orders. The images throughout this catalog, showing the prefinish color options offer an indication of the final appearance, but due to variations in the texture, grain and color of the wood, the actual appearance will vary.

BarnCraft® “Peel-n-Stick” Rustic Farmhouse Planks

Decorative Rustic Wood Panels for Walls

Real wood – real rustic – real easy! You’ll be amazed at how simple it is to give one or more rooms in your home a quick makeover by adding the trendy farmhouse aesthetic of rustic wood planking to your walls. BarnCraft planks are 5” wide, high-quality, peel-n-stick planking offered in 8 designer finish colors (see next page). Made of real Canadian pine wood, the planks are 1/4” thick (not including the pre-applied, peel-n-stick tape). This makes the product lightweight and easy to work with for a fast installation process. It even makes clean up a breeze. Anything is possible with Rustic Farmhouse Planks, just use your imagination on the unique applications you can try, such as headboards, wainscoting, table tops, etc.

Renovate a Room with a Peel-n-Stick Wood Wall

Your options are limitless when working with our Rustic Farmhouse Wall Planks. Think of all the ways to transform your home by adding accents to your interior with an easy do-it-yourself project that will look like it was done by a professional. Simply, clean your wall, peel the tape, and start sticking! (Please note, your wall must be clean and flat for good adhesion). Planks may be secured with small brads or finishing nails if required. Planks are sold by the box (1 square meter per box — 10.76 square feet in seven, 5” x 46.5” planks which may be cut as needed). Use a “J-Roller” during installation for best results.

Rustic Farmhouse Doors to Match

The same Rustic Farmhouse Wall Planks are used to create our new Rustic Farmhouse door collection (found on the cover and in section 6 of this catalog). We make it uncomplicated and affordable to create a design-inspired room by coordinating an accent wall with one of our beautiful Rustic Farmhouse rolling doors to match!

Rustic Farmhouse Samples

A Sample box containing each of the 8 wall plank colors (shown on the next page) is available for customers. Please keep in mind that our planks are made of real wood and finished by hand, therefore the colors and markings will vary from the colors pictured and within each plank in each box.



Rustic Farmhouse wall planks in Barnwood, Riverwood, Stormy Grey and Weathered Brown shown here to complement the 42" wide x 96" tall Rustic Farmhouse Horizontal 1 Door (page 37) with Royal hardware and Monterey pull handle.

BarnCraft® “Peel-n-Stick” Rustic Farmhouse Wall Planks

BarnCraft Rustic Wall Plank

- 7 pieces per box
- Real wood wall planks – kiln dried Canadian pine
- Planks are 5” wide by 46.5” long x 1/8” thick
- Peel-n-stick tape on back
- 1 square meter – 10.76 square feet per box
- 8 colors available – 1 color per box
- Use for: wall covering, head boards, barn doors, wainscoting, table tops, picture frames, etc.
- Same colors as used in the Rustic Farmhouse Collection barn doors on pages 34-39
- Actual colors of these Rustic Wall Planks will vary between boards, and from the colors shown here, as this is a natural, hand-finished product.



Plank back - with peel-and-stick adhesive for easy installation.



Stormy Grey



Cloudy Grey



Barnwood



Sandy Beach



Charcoal Dusk



Riverwood



Weathered Brown



Weathered White



Use your cell phone camera
or QRC scan app to **SCAN**
for More Information>

SINGLE & DOUBLE DOOR CONFIGURATIONS



Single Door Installation

The single door installation may be used when there is sufficient wall space to the right OR the left of the wall opening that is at least 6" wider than the actual wall opening. For instance, if your wall opening is 36" wide, then you must have at least 42" of available wall space to the right or to the left of the wall opening.

Consider an extra-wide single door if you have a wider sized opening that has sufficient wall space. If wall space is available on BOTH sides of the opening, you might want to consider a double door installation. Alternatively, if there is little or no wall space on EITHER side of the wall opening, then you might consider the double BYPASS door installation.

Double Doors Installation

The double door installation may be used when this double door gives the desired appearance and when there is sufficient open wall space on both sides of the door opening. We suggest that this available wall space should be at least 2" wider than half the width of the opening. For example, if your opening in the wall is 60" wide, then half of this measurement is 30". And you should have at least 32" (30" + 2" allowance) of wall space both to the right side and to the left side of the opening.

For a double door installation, you will need 2 doors and 2 rolling door hardware kits. The rails from each of the 2 kits meet in the center above your wall opening. The Rail Connector (see page 10) is an available option that mounts across the joined ends of the 2 door rails for a seamless double door configuration.



BYPASS DOUBLE/QUAD & WINDOW/TV CONFIGURATIONS



Window Shutter Installation/ TV Cabinet Installation

The BarnCraft Collection in the Barn Door Series offers a wide range of size options to cover unique openings and spaces, such as windows and TV cabinets. Use of rolling doors as shutters add a unique design focal point and tie in the interior design of any room. See pages 22-27 (Barn Door Series) and 28-29 (Iron Plank Series) for a wide selection of sizes available.

Barn doors for TV cabinets can be used in place of traditional cabinet doors for a unique twist. This installation saves on the swinging space and provides a functional and stylish design element. With a wide range of minimum and maximum sizes available, BarnCraft's barn doors offer a complementary design detail to suit your home.

Bypass Double or Quadruple Doors Installation

The Bypass door installation may be used when this is the desired appearance and when there is INSUFFICIENT wall space to the right AND/OR the left of the wall opening for a traditional barn door installation. A double bypass installation uses two rolling door tracks instead of one. The second door track is cantilevered in front of the first track. So the doors roll in front and behind of each other.

For a Bypass Double door installation, you will need 2 doors, 2 rolling door hardware kits plus 1 bypass rail bracket kit (see page 12). For a Bypass Quadruple door installation (such as shown on the left), you will need 4 doors, 4 rolling door hardware kits, plus 2 bypass rail bracket kits. Visit www.glasscraft.com to view the bypass quadruple door installation video.



BARNCRAFT ROLLING HARDWARE

Premium Hardware Options



SLADE STAINLESS STEEL HARDWARE KIT
BDHA01SSK100 - 100" Rail
BDHA01SSK78 - 78-3/4" Rail



GAGE STAINLESS STEEL HARDWARE KIT
BDHA02SSK100 - 100" Rail
BDHA02SSK78 - 78-3/4" Rail

Single Rollers only


SLADE - stainless steel #BDHA01SS
GAGE - stainless steel #BDHA02SS
VINTAGE - black #BDHA07
SLADE - black #BDHA01
GAGE - black #BDHA02
ROYAL - black #BDHA06
WAGGONER - black #BDHA03
PHILMONT - black #BDHA05



SLADE HARDWARE KIT
BDHA01K100 - 100" Rail
BDHA01K78 - 78-3/4" Rail



GAGE HARDWARE KIT
BDHA02K100 - 100" Rail
BDHA02K78 - 78-3/4" Rail



ROYAL HARDWARE KIT
BDHA06K100 - 100" Rail
BDHA06K78 - 78-3/4" Rail



WAGGONER HARDWARE KIT
BDHA03K100 - 100" Rail
BDHA03K78 - 78-3/4" Rail



PHILMONT HARDWARE KIT
BDHA05K100 - 100" Rail
BDHA05K78 - 78-3/4" Rail



VINTAGE* HARDWARE KIT
BDHA07K100 - 100" Rail
BDHA07K78 - 78-3/4" Rail
* (4-7/8" diameter wheels)

IMPORTANT NOTE:

* Vintage rollers have wider diameter of 4-7/8". All others have a 2-3/4" diameter wheel.

** The BarnCraft hardware kits are designed for interior residential doors only. Ensure proper structural support for the rail to the wall for the weight and movement of the door or doors before installation.

Use your cell phone camera
or QRC scan app to **SCAN**
for **More Information>**



HARDWARE KIT PARTS

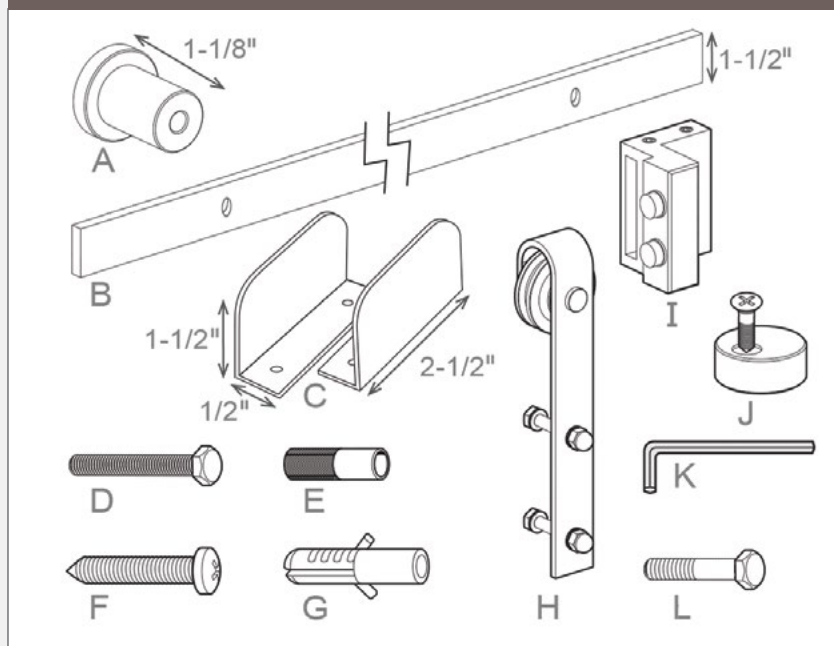
All Hardware features **ADJUSTABLE RAILS** and **QUIET-GLIDE** wheels

Steel mounting rails include a patent-pending adjustability feature that allows the rails to be perfectly leveled after installation to the walls. Installation of the rails can be difficult to ensure that the rails are perfectly level. But with this new feature, each rail can be fine-tuned for levelness after the rails have been mounted to the header or directly to the wall. This is an exclusive feature and benefit of BarnCraft rolling door hardware.

Premium Features:

- Rollers glide quietly and smoothly on ball-bearings.
- Made of high quality powder-coated steel in black finish with stainless steel options.
- 2 rail lengths available: Choice of 78-3/4" or 100".
- Weight capacity: 220 lbs.
- Kits include the rollers, rail, stoppers, screws & nuts, anti-jump discs, floor guide and installation guide.
- Rollers are available individually and separately from the kit. See page 8 and refer to the online catalog for more information.

Hardware Kits - Adjustable Leveling Rails



Each **HARDWARE KIT*** includes the following:

- A Stand-off Bracket (x5)
- B Rail (x1) – (see page 10)
- C Floor Door Guide (x1 pair)
- D Bolt (x5)
- E Bolt Wall Anchor (x5)
- F Log Bolt (x5)
- G Log Bolt Wall Anchor (x5)
- H Roller (x2) – (see page 8)
- I Stopper (x2)
- J Anti Jump (x2)
- K Allen Wrench (x1)
- L 45 mm Roller Bolt (x6)
(For use on doors thinner than 1-3/4")

Optional:

See pages 13-15 for optional Locks, Handles, and Wall-mount floor guide.

* See page 8 for complete kit information.

BDPART1	Includes all screws, 2 Anti Jumps (J), 1 Floor Guide pair (C), for black rollers
BDPART1SS	Includes all screws, 2 Anti Jumps (J), 1 Floor Guide pair (C), for stainless steel rollers
BDPART2	Includes 2 stoppers (I), and Allen Wrench (K), for black rollers
BDPART2SS	Includes 2 stoppers (I), and Allen Wrench (K), for stainless steel rollers
BDPARTS3	Includes (6) 45 mm Roller Bolts with washers (L), for black rollers (For use on doors thinner than 1-3/4")
BDPARTS3SS	Includes (6) 45 mm Roller Bolts with washers (L), for stainless steel rollers (For use on doors thinner than 1-3/4")

Use your cell phone camera
or QRC scan app to **SCAN**
for **More Information**>



SOFT-CLOSE OPTION FOR ROLLING DOOR HARDWARE

New Improved Soft-Close Option

The Soft-Close option is available for all Rolling Hardware Kits.

The soft-close option is an impressive addition to your rolling door installation. Hidden from view, this mechanism ensures a quieter and safer operation of your rolling door by automatically slowing the opening or closing action. No more slamming or jamming issues. Perfect for homes with children, elderly, or those who want ease of use. Packaged 2 per box (one for opening, one for closing), these options attach by set screws directly to the back side of the rail. Consider these product features:

- Allows for a safer and smoother operation of the rolling door by automatically slowing the door as it glides gently and quietly into the closed or open position.
- Helps to prevent slamming and accidental jamming of fingers.
- Reduce noise with silent closing/opening action. Ideal for bedroom, bathroom and office installations.
- Use with any of the 6 Black finished rolling hardware options on page 8. Available in Black finish only.
- Use one for closing action, and a 2nd to open.



SOFT-CLOSE KIT - BDSC (kit includes all parts needed)

Please visit www.glasscraft.com to view a video of the Soft-Close option in action.

Double Door Rail Connector

Consider installing a Rail Connector with your double doors to seamlessly join 2 rails together, end-to-end. The 2 rails appear as one continuous track for a more polished look. Available in black and stainless steel.



BDRC - Black



BDRCSS - Stainless Steel

Door Rail Options

The metal rail used in the BarnCraft door installation is a very heavy duty solid steel flat bar 1-1/2" in height and 1/4" thick. One rail is needed for every door, so a double door installation needs 2 rails. The rail length depends upon the width of the door. The wider the door, the longer the rail needed.

RAIL LENGTH

78-3/4" Rail

100" Rail

Fits Door Widths

up to 36"

38" to 48"

Black Finish

BDRAIL78

BDRAIL100

Stainless Steel Finish

BDRAIL78SS

BDRAIL100SS



Black Finished Rail



Stainless Steel Finished Rail

Use your cell phone camera
or QRC scan app to **SCAN**
for **More Information>**



BYPASS OPTION FOR BARNCRAFT INSTALLATION

Bypass Door Option

The Bypass door installation may be used when there is INSUFFICIENT wall space to the right AND/OR the left of the wall opening. A Bypass Installation uses 2 rolling doors and 2 rolling door tracks instead of one. The second door track is cantilevered in front of the first track, so the doors roll in front of and behind each other.

See more about this on page 7. These kits are available in black finish and stainless steel.

For a Double Bypass door installation, you will need 2 doors, 2 rolling door hardware kits plus 1 of these Bypass Rail Bracket Kits (5 brackets per kit). For a Quadruple Bypass door installation (as shown on pages 5), you will need 4 doors, 4 rolling door hardware kits, plus 2 of these bypass rail bracket kits.

Bypass Rail Bracket Kit

BDDPRX Black finish (Set of 5 brackets)

BDDPRSSX Stainless Steel finish (Set of 5 brackets)

Note: Vintage Roller Kits are not compatible with the Bypass Bracket Kits.




BYPASS RAIL BRACKET
(Stainless Steel option shown)

Left image above: Edge view of double bypass door installation without header. A header may be used which would be installed behind both the inner rail hardware and the outer rail hardware. Black Finish.

Right Image above: Stainless Steel option.

BYPASS RAIL BRACKET KIT

Shown here in stainless steel finish, installed with 2 BarnCraft Birch rolling doors.



Use your cell phone camera
or QRC scan app to **SCAN**
for More Information>



MORE OPTIONS FOR BARNCRAFT INSTALLATION

Floor / Wall Guide Options

Every BarnCraft hardware kit includes a "Floor Door Guide" (at near right). Replacements may be purchased individually. The optional Floor / Wall Guide shown at far right mounts to the wall (not the floor). This guide is an option and not included with the price of the hardware kits. May be used for full size doors, or for small shutter doors, with the wall-mounted floor guide higher on the wall.



BDFG
Floor Guide (replacement for kits – sold individually)



BDWM
Wall-Mounted Floor Guide

Privacy Locks

BarnCraft doors may be installed with a locking system for privacy. Specially designed for the BarnCraft Rolling Doors, the privacy lock is made of premium quality steel. Two colors available...black powder coated steel or stainless steel. Includes all screws and parts required for installation. Boxed individually.

Two sizes are available - Regular and Large. Both will work on all doors, but the Large lock looks and may function better with large doors over 28 square feet. The Regular lock measures about 1.75" x 2.25". The Large lock measures about 3" x 3.25".

Note: GlassCraft will not prep the doors for these locks, as the lock location varies for each specific installation.



BDPL1SS - Regular
Stainless Steel finish



BDPL1 - Regular
Black finish



BDPL2 - Large
Black finish



BDPL2SS - Large
Stainless Steel finish

Use your cell phone camera
or QRC scan app to **SCAN**
for More Information>



BARNCRAFT DOOR HANDLES

Black Pull Handles



Vista (8" tall) - HP4

The black handles shown on this page are made of real hand-wrought iron that is durable and can complement any design theme, together with your choice of BarnCraft door and rolling hardware.

As these handles are all hand-made, their size and appearance will vary slightly. All are packaged with mounting screws.

The Vista mounts flush with the face of the door. The other handles shown below extend above the face of the door, and can only be mounted on the door face away from the wall. If you wish, the Vista may be mounted on the "back" side of these doors.

Refer to our BarnCraft Product and Information Guide for more information.



Santa Fe - HP1
(12" tall)



Monterey - HP2
(12" tall)



Corona - HP3
(12" tall)



Metro - HP20
(12" tall)



Tucson - HP13
(12" tall)



San Juan - HP16
(12" tall)



Gila - HP17
(12" tall)



Tucson - HP1324
(24" tall)



San Juan - HP1624
(24" tall)



Gila - HP1724
(24" tall)

Use your cell phone camera
or QRC scan app to **SCAN**
for More Information>



BARNCRAFT DOOR HANDLES

Stainless Steel Pull Handles



Vista (8" tall) - HP4S

The stainless steel handles shown on this page and throughout this catalog are made of real stainless steel.

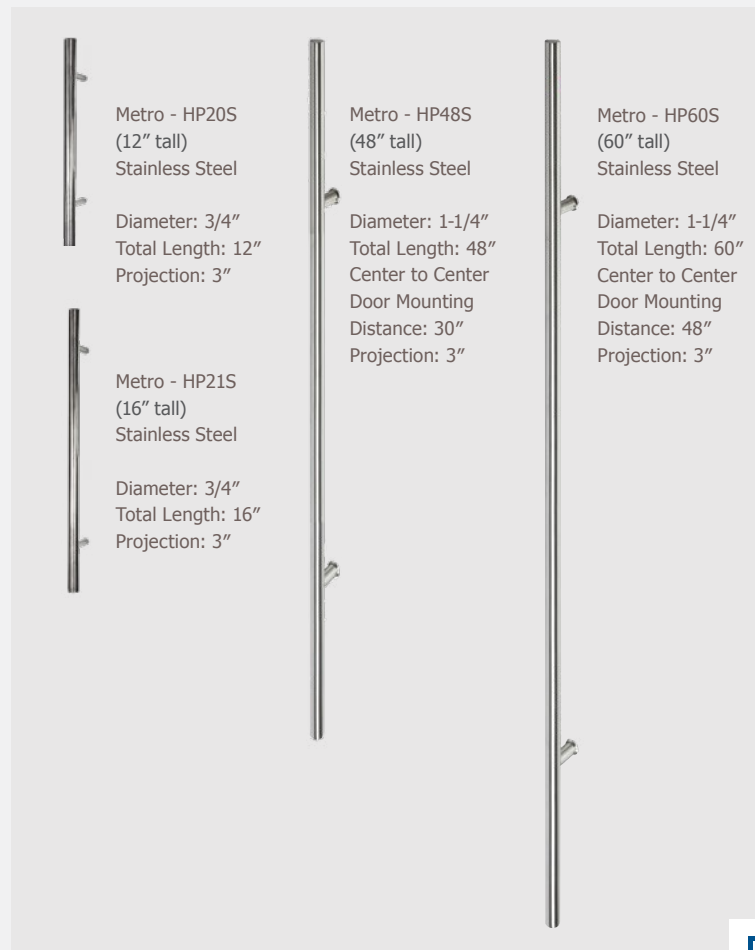
As these handles are all hand-made, their size and appearance will vary slightly. All are packaged with mounting screws.

The Vista mounts flush with the face of the door. The Metro handles extend above the face of the door, and can only be mounted on the door face away from the wall. If you wish, the Vista may be mounted on the "back" side of these doors. The Metro mounts using screws from the back side of the door. These mounting screws will be visible on the back side.

Please refer to our BarnCraft Product and Information Guide for additional specifications and information.



Metro Stainless Steel:
Available in 12", 16", 48", and 60" height.



Use your cell phone camera
or QRC scan app to **SCAN**
for More Information>




TWO FINISH OPTIONS FOR THE BARN DOOR COLLECTION

Barnwood Knotty Alder and Rustic Knotty Alder Textures/Finishes





Option 1. Barnwood Knotty Alder features a distinctive weather-worn Knotty Alder texture with enhanced distressed marks for an authentic barn door look. This high definition texture is available unfinished (raw wood) or showcased beautifully in 4 factory finish stain options (see below) and are heavily textured with knots, occasional holes and/or distress and machine marks. The Barnwood finish is irregular in stain, color, and appearance, and features a more heavily textured grain than the Rustic Knotty Alder finish. All colors feature a hand-applied color finish to the natural Knotty Alder wood, which is then distressed with additional distress marks to simulate worm holes, cracks and splits, and wear marks. This finish does not include any clear top coat, so the colors are flat with no sheen or shine.



Option 2. Rustic Knotty Alder features the natural rustic patterns and textures of Knotty Alder as the Barnwood, but without the rough weathered look included in Option 1 above. This Rustic Knotty Alder option is not "smooth" however, and features the occasional "mill mark" and knot hole. This texture is available unfinished (photo at left is the unfinished raw wood) **or** factory finished in several colors as shown on the next page. The Traditional colors include the Rustic Knotty Alder texture, the stain color, and a clear urethane satin-sheen top coat. The Antique colors are darker, and suggest an aged appearance, and the Distressed colors add faux worm holes and cracks to the Antique option for a more rustic aged look. (Distressed and Antique are the same color).

Option 1: Barnwood Texture finish color options



NOTE: The images throughout this catalog showing prefinish options offer an indication of final appearance, but due to variations in the texture, grain and color of the wood, the actual appearance will vary.

Use your cell phone camera
or QRC scan app to **SCAN**
for More Information>



Option 2: Rustic Knotty Alder finish color options

Traditional Door Finish Colors


GlassCraft's nine traditional finish color options are shown below. The image at right is of traditional WINTER finish color and shows a traditional finish on a Portobello Mahogany with raised molding.




Natural Traditional




Winter Traditional



Cinnamon Traditional




Slate Grey Traditional




Owl Grey Traditional




Canyon Brown Traditional



Forest Grey Traditional



Timber Wolf Traditional




Charcoal Traditional

Use your cell phone camera
or QRC scan app to **SCAN**
for More Information>



Antique Door Finish Colors


GlassCraft's nine Antique finish color options are shown below. The image at right is of Antique WINTER finish color and shows the ANTIQUE finish on a Portobello Mahogany with raised molding. Note the dark rustic finish colors around the molding and the door panel.




Natural Antique




Winter Antique



Sierra Brown Antique




Canyon Brown Antique



Cinnamon Antique



Owl Grey Antique



Slate Grey Antique



Forest Grey Antique



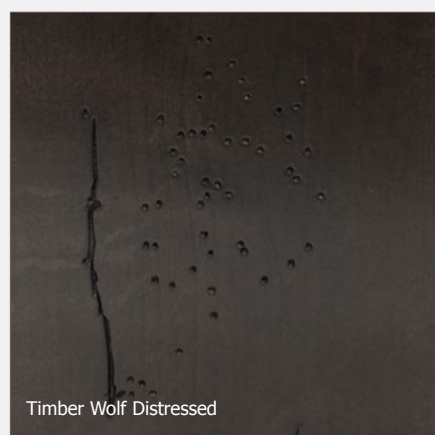


Timber Wolf Antique

Use your cell phone camera
or QRC scan app to **SCAN**
for More Information>



Distressed Door Finish Colors

GlassCraft's nine Distressed finish color options are shown below. The image at right is of Distressed WINTER finish color and shows the DISTRESSED finish on a Portobello Mahogany with raised molding. Note the dark rustic finish colors and the distress marks and holes and simulated cracks around the molding and the door panel.



Use your cell phone camera
or QRC scan app to **SCAN**
for More Information>

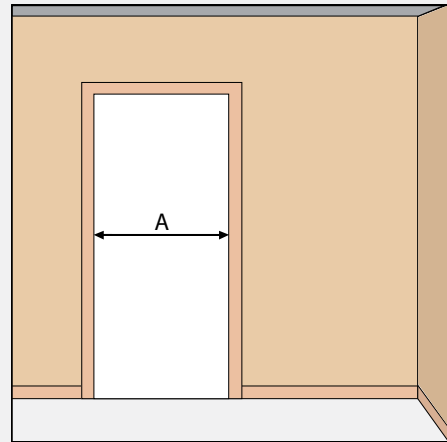


HOW TO ORDER THE BARNCRAFT DOOR & INSTALLATION VIDEOS

Measuring for your BarnCraft Door

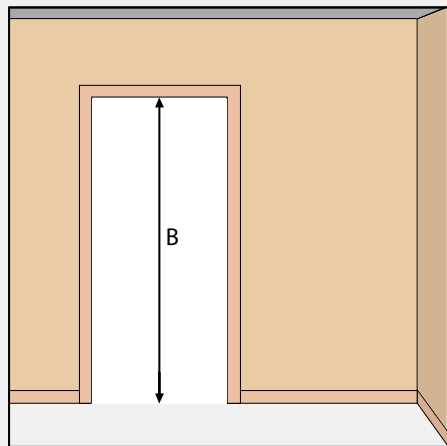
Determine the minimum door width:

To determine the minimum door width, measure the distance between the inside frame opening and add 2" to each side ($A + 2" + 2" = \text{minimum door width}$). This will allow the door to cover the frame opening when the door is fully closed.



Determine the minimum door height:

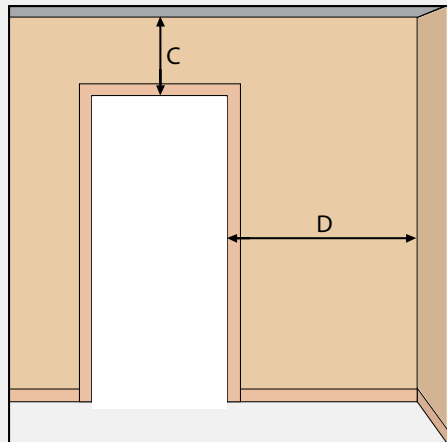
To determine the minimum door height, measure between the finished floor and the frame, then subtract 1/2" for floor clearance from the bottom of the door ($B - 1/2" = \text{minimum door height}$). Door may cover the existing door top casing trim if desired, or you may want your door taller than the existing opening. Add on to your door height for this.



Check for minimum door clearance:

A minimum clearance of 6-1/2" (C) is required, measuring from the top of the door to the ceiling, to accommodate the track and rolling hardware. The top of the door should be level with, or above the frame opening.

A minimum clearance of available wall space **equal to the actual door width plus 2"** (D) is required for the door to completely roll free of the door opening.



Video Installation Guides:

Visit the how-to videos on our website: <http://www.glasscraft.com/resources/videos/>
Video guides are available for installing single, double, and bypass rolling doors.

Use your cell phone camera
or QRC scan app to **SCAN**
for How-To Videos >



ADDITIONAL INFORMATION

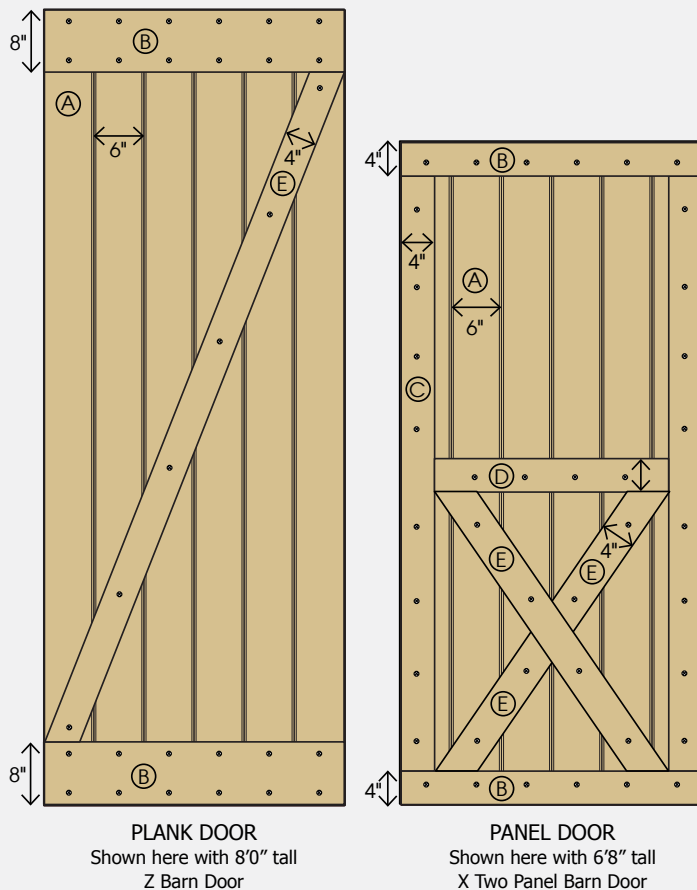
Warranty

The BarnCraft Collection is backed by our guarantee of craftsmanship and premium quality. GlassCraft offers a limited 1 Year door warranty on all BarnCraft rolling doors.

GlassCraft also provides its BarnCraft hardware with a guarantee of durability. Produced with strong steel and quiet-gliding operation, the BarnCraft rolling door hardware comes with a limited 5 Year warranty.

Visit www.glasscraft.com for more information.

BarnCraft Door Dimensions



- A – Tongue-and-groove Plank 6" width
- B – Cross Rail 8" height (Plank style doors only)
4" height (Panel style doors)
- C – Vertical Brace 4" width (Panel style doors only)
- D – Horizontal Brace 4" height (Panel style doors only)
- E – Diagonal Brace 4" width



FAQs:


- 1) **What is the thickness of the Barn Doors?**
3/4" thick doors + 1" thick rails for a total door thickness of 1-3/4" for the Pine or Knotty Alder Barn Door series. Other door series vary in door thickness. Check corresponding section pages.
- 3) **How do we determine which track length we need to order?** We recommend the 78-3/4" track for door width of up to 36". For door widths of 38" up to 48" wide we suggest the 100" rail length. Double doors or by-pass doors require more than 1 rail.
- 4) **Will the Hardware work with other doors we offer?** Yes. Visit www.glasscraft.com to view other doors.
- 5) **Is the hardware all metal or are the rollers Nylon?** The wheel part of the rollers are of Nylon material which provides the Quiet-Glide benefit.
- 6) **What does the back of the barn door look like?**
The Barn Doors are constructed from 6" wide planks of Knotty Alder wood or Knotty Alder Barn Wood. The back side will be stained or painted in the same finish as the front. If the doors come with rails or braces, these pieces will be on the front side where the rollers are facing. The MDF door series is available with the Design on 1 side only, or both sides.
- 7) **What are the dimensions of the knotty alder barn doors?** See the diagrams at left. Other door series have different dimensions. The Iron plank doors all use 6" planks. The MDF doors, birch doors, and Mahogany doors all vary according to door width, height, and design.



36" wide x 96" tall Rustic Knotty Pine Double Z Two Panel Barn Door shown here with Slade hardware and Corona pull handle.

RUSTIC KNOTTY PINE

The Knotty Pine Barn Door Collection is available in unfinished (no paint or stain) only. These true plank doors are the most economical of all of the BarnCraft doors. Knotty Pine features random knot holes, mineral streaks, and the occasional check or minor crack. 3/4" thick planks: 1-3/4" thick at cross rails.



Available in 8 door designs and two heights.

These Pine Barn Door Series may be ordered in any of the 8 styles in either 7'0" or 8'0" heights.

These doors are only available unfinished, ready for your paint or stain. Doors will require sanding prior to your finish process.

These doors are also available in a kit that includes the black SLADE hardware (see next page).

KNOTTY PINE BARN DOOR COLLECTION

BARNCRAFT PREMIUM ROLLING DOORS


PINE BARN DOOR & HARDWARE KIT

In Stock and Ready-to-Ship!

This kit includes a 36" wide pine door and Slade hardware kit, plus other bonus components that make for an easy and ready-to-install product.

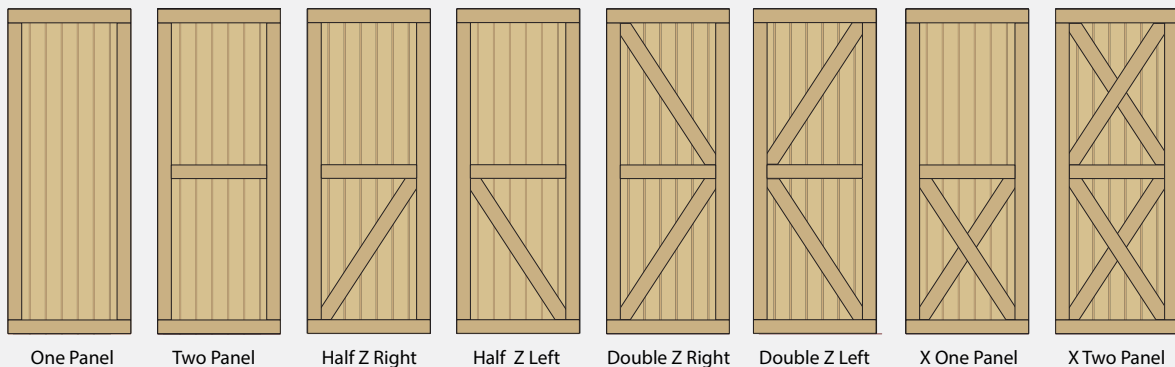
PREMIUM FEATURES:

- Includes a stainable, ready-to-paint Knotty Pine barn door showing a mid-rail design on Side 1, and a one-panel design on Side 2.
- Available in 7'0" or 8'0" height, and 36" wide.
- Includes high-quality Slade black hardware kit with 78-3/4" long steel rail and all required mounting hardware. Door is pre-drilled specifically for the Slade hardware.
- Includes matching unfinished header for a more secure mounting and easier installation.
- 8 Doors in One! Includes bonus wooden parts that are sanded and pre-cut to configure the doors in any of the barn door designs below.
- Smart Packaging: All included pieces fit into one ready-to-ship, secure box with hardware components packed individually inside.

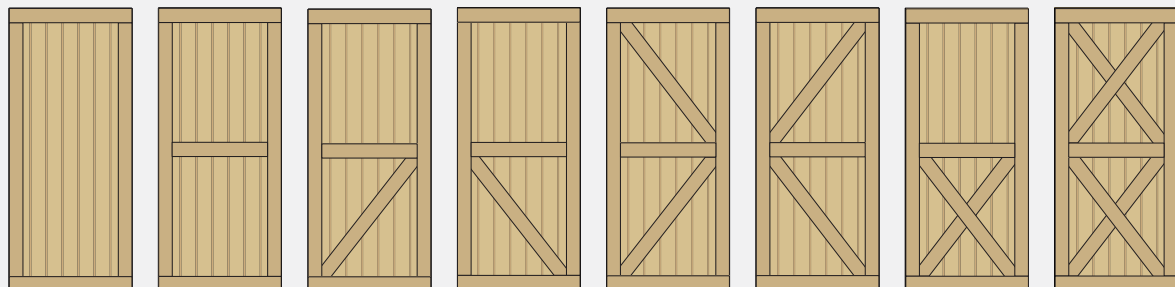


8 Doors in 1! Use bonus pre-cut bars to configure the barn door in any of these designs:

8'0"



7'0"



Side 1



Side 2



7'0" Quick Ship Kit (Includes 36" Knotty Pine unfinished door, Slade hardware kit, header, bonus pre-cut bars, mounting screws and bolts)

8'0" Quick Ship Kit (Includes 36" Knotty Pine unfinished door, Slade hardware kit, header, bonus pre-cut bars, mounting screws and bolts)

Use your cell phone camera
or QRC scan app to **SCAN**
for More Information>



KNOTTY PINE BARN DOOR COLLECTION

1 Panel/2 Panel Barn Door

This Knotty Pine door features a "1 Panel" design on one side, and a "2 Panel" design on the other. Use either side for the "front". Doors are all 36" wide and available in either 7'0" or 8'0" tall options. Door options include 8 rolling door hardware choices and a variety of door pulls. Hardware sold separately. Unfinished only – no finish options.



Double Z Barn Door (left or right)

This Knotty Pine door features a "Double Z" design on both panels on one side of the door, and a "1-Panel" design on the back side. Doors are all 36" wide and are available in either 7'0" or 8'0" tall options. Door options include 8 rolling door hardware choices and a variety of door pulls. Hardware sold separately. Unfinished only – no finish options. Order options are: "right" or "left".



Half Z Barn Door (left or right)

This Knotty Pine door features a "Half Z" design on the lower panel on one side of the door, and a "1-Panel" design on the back side. Doors are all 36" wide and are available in either 7'0" or 8'0" tall options. Door options include 8 rolling door hardware choices and a variety of door pulls. Hardware sold separately. Unfinished only – no finish options. Order options are: "right" or "left".



X One Panel Barn Door

This Knotty Pine door features an "X" design on the lower panel on one side of the door, and a "1-Panel" design on the back side. Doors are all 36" wide and are available in either 7'0" or 8'0" tall options. Door options include 8 rolling door hardware choices and a variety of door pulls. Hardware sold separately. Unfinished only – no finish options.



X Two Panel Barn Door

This Knotty Pine door features an "X" panel on both the upper and lower panels on 1 side, and a "1 Panel" design on the back. Doors are all 36" wide and are available in either 7'0" or 8'0" tall options. Door options include 8 rolling door hardware choices and a variety of door pulls. Hardware sold separately. Door sold unfinished only.



Use your
cell phone
camera or
QRC scan app
to **SCAN** for
More Info>






60" x 96" Rustic Knotty Alder door with Double X Barn Door design, Natural Distressed finish, black Gage hardware and Vista pull handle.

RUSTIC or BARNWOOD

The Alder Barn Door Collection is available in two different Knotty Alder textures. Rustic texture Knotty Alder is available in Unfinished, Traditional, Distressed and Antique finish options. Barnwood texture Knotty Alder features specialty finishes and heavy distress marks for an authentic weathered barn wood look and design. 3/4" thick planks: 1-3/4" thick at cross rails. See pages 26-27 for available door styles, sizes, details and options.



BARNWOOD KNOTTY ALDER

The Barn Door Design Series features Knotty Alder wood in two textures: Rustic Knotty Alder with the characteristic closed pore graining and natural wormholes, pits, and crack patterns; and the Barnwood Knotty Alder with enhanced distressed markings and a more pronounced, raised grain for an authentic weathered barnwood look. Available in 8 door designs and various sizes.

All doors in this series use real 6" wide Pacific Northwest American Knotty Alder tongue-and-groove wood planks that are 3/4" thick. The 1" thick wooden cross rails or slanted rails are mounted on one side of the door and not on both sides. Total door thickness at rails is 1-3/4". See page 21 for more barn wood dimensions and details.

The Barn Door Series may be ordered in 6" width increments, from 24" wide up to 84" wide, while heights are available from 36" up to 96" in 2" increments. Not all of the 8 door profiles are available in all sizes.

KNOTTY ALDER BARN DOORS & SHUTTERS

BARNCRAFT PREMIUM ROLLING DOORS

KNOTTY ALDER BARN DOOR & SHUTTER COLLECTION

Plank Barn Door



Shown above is 36" wide x 96" tall door with Ranch Brown finish, Slade stainless steel rolling hardware, and Metro stainless steel 48" pull.

Z Barn Door



36" wide x 96" tall. Shown with Winter Distressed finish, Royal rolling hardware, and optional Corona pull handle.

Mid Rail Plank Barn Door



36" wide x 84" tall. Shown here with White Wash Barnwood finish, Royal rolling hardware, and optional Vista inset pull handle.

Double Z Two Panel Barn Door



36" wide x 96" tall. Shown here unfinished, with Philmont rolling hardware and optional Tucson 24" pull handle.

Plank

Height: 48" Minimum
96" Maximum

Width: 24" Minimum
60" Maximum

This door is available in sizes from 24" wide x 48" tall up to 60" wide x 96" tall, in 6" width increments and in 2" height increments. Refer to our on-line catalog for more information and additional drawings and pricing for this door.

Z

Height: 48" Minimum
96" Maximum

Width: 24" Minimum
84" Maximum

This door is available in sizes from 24" wide x 48" tall up to 84" wide x 96" tall, in 6" width increments and in 2" height increments. Refer to our on-line catalog for more information and additional drawings and pricing for this door.

Mid Rail Plank

Height: 48" Minimum
96" Maximum

Width: 24" Minimum
84" Maximum

This door is available in sizes from 24" wide x 48" tall up to 84" wide x 96" tall, in 6" width increments and in 2" height increments. Refer to our on-line catalog for more information and additional drawings and pricing for this door.

Double Z 2 Panel

Height: 72" Minimum
96" Maximum

Width: 24" Minimum
84" Maximum

This door is available in sizes from 24" wide x 72" tall up to 84" wide x 96" tall, in 6" width increments and in 2" height increments. Refer to our on-line catalog for more information and additional drawings and pricing for this door.

All Knotty Alder doors are available in your choice of sizes at no additional cost. These doors are sold by the square foot.

Use your cell phone camera or QRC scan app to **SCAN** for More Information>



KNOTTY ALDER BARN DOOR & SHUTTER COLLECTION

Double X Barn Door



36" wide x 84" tall. Shown here with Natural Distressed finish, Waggoner rolling hardware, and optional Gila pull handle.

Double Z Barn Door



36" wide x 80" tall. Shown with Coal Grey finish, Vintage hardware, and optional Gila 24" pull handle.

Two Panel Barn Door



36" wide x 96" tall. Shown here with Canyon Brown Traditional finish, stainless steel Gage hardware and Vista handle.

X Two Panel Barn Door



36" wide x 96" tall. Shown with Sierra Brown Antique finish, black Slade hardware, and optional San Juan pull handle.

Double X

Height: 72" Minimum
96" Maximum

Width: 24" Minimum
84" Maximum

This door is available in sizes from 24" wide x 72" tall up to 84" wide x 96" tall, in 6" width increments and in 2" height increments. Refer to our on-line catalog for more information and additional drawings and pricing for this door.

Double Z

Height: 72" Minimum
96" Maximum

Width: 24" Minimum
84" Maximum

This door is available in sizes from 24" wide x 72" tall up to 84" wide x 96" tall, in 6" width increments and in 2" height increments. Refer to our on-line catalog for more information and additional drawings and pricing for this door.

Two Panel

Height: 48" Minimum
96" Maximum

Width: 24" Minimum
84" Maximum

This door is available in sizes from 24" wide x 48" tall up to 84" wide x 96" tall, in 6" width increments and in 2" height increments. Refer to our on-line catalog for more information and additional drawings and pricing for this door.

X Two Panel

Height: 72" Minimum
96" Maximum

Width: 24" Minimum
84" Maximum

This door is available in sizes from 24" wide x 72" tall up to 84" wide x 96" tall, in 6" width increments and in 2" height increments. Refer to our on-line catalog for more information and additional drawings and pricing for this door.

All Knotty Alder doors are available in your choice of sizes at no additional cost. These doors are sold by the square foot.*

Use your cell phone camera
or QRC scan app to **SCAN**
for **More Information**>






IRON PLANK

The Iron Plank Collection is available in two different Knotty Alder textures. Rustic texture Knotty Alder with Traditional, Distressed and Antique finish options, and Barnwood texture with distress marks. Planks are 3/4" thick solid wood with a 1.125" metal frame. See page 29 for available door styles, details and options.



RUSTIC KNOTTY ALDER



BARNWOOD KNOTTY ALDER

Note: Doors are identical in appearance on both sides of the door.

36" wide x 80" tall Horizontal Iron Plank Rustic Knotty Alder Door with Winter Antique finish color, Vintage rolling hardware, and Monterey pull handle.

IRON PLANK COLLECTION

BARNCRAFT PREMIUM ROLLING DOORS

THE IRON PLANK DOOR & SHUTTER COLLECTION

Vintage Industrial Look

The Iron Plank door features solid Knotty Alder planks surrounded with a black-steel border. The collection, sold by the square foot, offers a choice of multiple stain and paint options and a variety of sizes.

FEATURES:

- Available in Rustic Knotty Alder and Barnwood finish options (see pages 16-19).
- Available with either vertical or horizontal plank options.
- Metal door edge is 1.125" in thickness, and is powder coated in a flat black finish.
- Knotty Alder door planks are 3/4" thick.
- Available assembled only.

Complement these rolling doors with BarnCraft hardware kits and handles. See page 8 for all available BarnCraft rolling hardware options and pages 14-15 for all handles.

Horizontal Iron Plank Door



42" wide x 96" tall. Shown with Winter Antique finish, Royal hardware, and Vista pull handle.

Vertical Iron Plank Door



36" wide x 96" tall. Shown with Owl Grey Antique finish, Slade hardware, Vista pull.

Horizontal Iron Plank

Height: 48" Minimum 96" Maximum
Width: 24" Minimum 84" Maximum

This door is available in sizes from 24" wide x 48" tall up to 84" wide x 96" tall, in 2" increments in **width** and in 6" increments in **height**.

Vertical Iron Plank

Height: 48" Minimum 96" Maximum
Width: 24" Minimum 84" Maximum

This door is available in sizes from 24" wide x 48" tall up to 84" wide x 96" tall, in 6" increments in **width** and in 2" increments in **height**.

Please refer to our on-line catalog for more information, drawings and pricing for these doors.

Use your cell phone camera
or QRC scan app to **SCAN**
for More Information>






CARVED MDF

The MDF Door Collection is produced using MDF (Medium Density Fiberboard) which has been router-carved to make beautiful door designs to be painted. Doors are primed in smooth white. Doors are 1-1/8" - 1-1/2" thick, and may be ordered with the design on one or both sides of the door. See pages 31-33 for available door styles, details and options.

PAINTABLE



PRIMED WHITE MDF

36" wide x 96" tall MDF BarnCraft door with Fleetwood design, Vintage rolling hardware and Gila 24" pull handle.

MDF COLLECTION

BARNCRAFT PREMIUM ROLLING DOORS

THE **MDF** DOOR COLLECTION

White Primed MDF Doors

The MDF BarnCraft Collection features 1-1/8" - 1-1/2" thick doors produced using MDF (Medium Density Fiberboard). These doors are certified to CARB standards. They feature a white-primed coating on both sides on which you should apply your own paint color. These doors are available with the door design router-carved on the front side only, or on both sides of the door.

All BarnCraft door hardware may be used on these doors, see page 8 for all available BarnCraft rolling hardware options.


MDF doors are available in 3 door heights: 80", 84", and 96".
And in 4 widths: 32", 36", 42", and 48".

MDF doors offer a smooth surface texture (no wood grain).

Thirteen different MDF door designs are available, each in 12 different sizes.

These are heavy doors, weighing approximately 4 to 6 pounds per square foot.

All MDF doors include a white primed finish. These doors may be painted in the color of your choice.



White Primed



Photo: Shown with 42" wide x 96" tall MDF BarnCraft door with Chevron design, Slade stainless steel rolling hardware, Vista inset pull handle, and customer-applied paint color.

THE MDF DOOR COLLECTION

Chevron MDF Door



Chevron door shown above is 42" wide x 96" tall with Gage stainless steel hardware and 48" Metro pull.

2 Panel Chevron MDF Door



36" wide x 96" tall 2 Panel Chevron shown with Vintage hardware and Gila 24" pull handle.

Lynnwood MDF Door



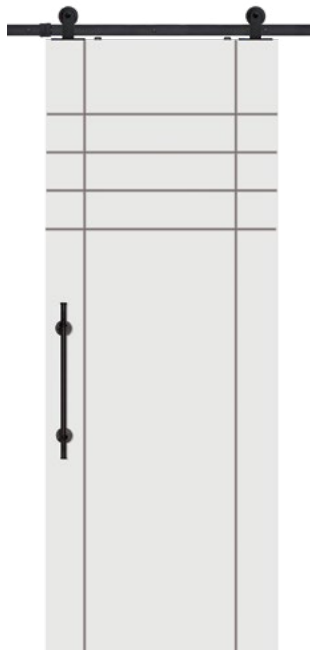
42" wide x 84" tall Lynnwood shown with Royal hardware and San Juan 24" pull.

Brentwood MDF Door



36" wide x 96" tall. Shown with Gage stainless steel hardware and 48" Metro pull.

Fleetwood MDF Door



36" wide x 96" tall Fleetwood with Gage hardware and Gila 24" pull handle.

Full Plank MDF Door



42" wide x 96" tall. Shown with Slade hardware and a black Metro handle.

All MDF doors above are available in 3 door heights: 80", 84", and 96".
And in 4 widths: 32", 36", 42", and 48".

Use your cell phone camera
or QRC scan app to **SCAN**
for More Information>



THE MDF DOOR COLLECTION

Craftsman 1 Panel
MDF Door



36" wide x 96" tall. Shown with Gage stainless steel hardware and optional 60" Metro handle.

Craftsman MDF Door



36" wide x 96" tall. Shown here with Vintage hardware and Metro Black pull handle.

Shaker 3 Panel
MDF Door



36" wide x 96" tall. Shown here with Philmont hardware and Corona pull handle.

Shaker 5 Panel
MDF Door



42" wide x 96" tall. Shown here with Gage hardware and Santa Fe pull handle.

2 Panel MDF Door
(with or without V-Groove)



36" wide x 96" tall. Shown with Philmont hardware and Tucson pull handle.

Triple X MDF Door



36" wide x 96" tall. Shown with stainless steel Slade hardware and Metro pull handle.

X Blackboard MDF Door



36" wide x 96" tall. Shown with Vintage hardware and Gila pull.

All MDF doors above are available in 3 door heights: 80", 84", and 96".
And in 4 widths: 32", 36", 42", and 48".

Use your cell phone camera
or QRC scan app to **SCAN**
for More Information>





RUSTIC FARMHOUSE

The Rustic Farmhouse Door Collection features rustic wood planks adhered to one or both sides of a solid door. Produced using an engineered door core, these barn doors are dense, heavy and long lasting. The added real wood planks are produced from strong Canadian pine and are available in eight distinctive colors (see page 5). The Rustic Farmhouse Door Collection can be coordinated with our matching Rustic Farmhouse Wall Planks (see pages 4-5). Get inspired and imagine all the creative ways you can showcase these products in your home based on your own unique design style.

42" wide x 96" tall Rustic Farmhouse door with Vertical 2 design (see page 38), stainless steel Slade rolling hardware and inset Vista pull handle. Plank colors used are Weathered White, Charcoal Dusk, and Cloudy Grey.

RUSTIC FARMHOUSE COLLECTION

BARNCRAFT PREMIUM ROLLING DOORS

THE RUSTIC FARMHOUSE DOOR COLLECTION


Natural Wood Plank Design

Each Rustic Farmhouse door is approximately 1-1/2" thick with the side edges of the door painted black. The plank designs may be added to one or both sides of the door. Doors with planks on both sides are thicker than those with planks on one side. Some doors are available in 1-color or multi-color combinations (see next page).

All rolling door hardware options are available for all doors in this series. See page 8 for all hardware types (hardware not included with the purchase of this door and should be ordered separately).

The Rustic Farmhouse Collection doors are available in 3 door heights: 80", 84" and 96", and in up to 4 door widths: 32", 36", 42", and 48".


- Available pre-finished only
- Real wood planks made from kiln dried Canadian pine
- Four different door designs
- Solid Core doors
- Rolling hardware sold separately



Closeup photo of Rustic Chevron 1 door (see page 36).
Plank colors used are Barnwood, Riverwood, Stormy Grey, and Weathered Brown.


THE RUSTIC FARMHOUSE DOOR COLLECTION

Rustic Farmhouse
Chevron 1



42" wide x 96" tall Rustic Chevron door shown here with Vintage hardware and Gila 24" pull. Plank colors used are Barnwood, Riverwood, Stormy Grey, Weathered Brown.

Rustic Farmhouse
Chevron 2



42" wide x 96" tall Rustic Chevron door shown here with Gage stainless steel hardware and Metro 48" pull. Plank colors used are Weathered White, Charcoal Dusk, Cloudy Grey.

Rustic Farmhouse
Chevron 3




36" wide x 96" tall Rustic Chevron door shown with Royal hardware and Corona pull. Plank colors used are Weathered White, Sandy Beach, Riverwood, Barnwood.

Rustic Farmhouse
Chevron 4: Sandy Beach



42" wide x 96" tall Rustic Farmhouse Chevron door shown with Sandy Beach planks, Philmont hardware and San Juan 24" pull.

Rustic Farmhouse
Chevron 4: Riverwood



48" wide x 96" tall Rustic Farmhouse Chevron door shown with Riverwood planks, Waggoner hardware and Gila 24" pull.

For this door you may select from any of the 8 Plank colors listed here and shown on page 5 of this catalog.

1. Stormy Grey
2. Cloudy Grey
3. Barnwood
4. Sandy Beach
5. Charcoal Dusk
6. Riverwood
7. Weathered Brown
8. Weathered White

All doors above are available in 3 door heights: 80", 84", and 96".
And in 4 widths: 32", 36", 42", and 48".

Use your cell phone camera
or QRC scan app to **SCAN**
for **More Information**>




THE RUSTIC FARMHOUSE DOOR COLLECTION

Rustic Farmhouse
Horizontal 1




42" wide x 96" tall Rustic Farmhouse Horizontal door shown with Slade hardware and black Metro pull. Plank colors used are Barnwood, Riverwood, Stormy Grey, Weathered Brown.

Rustic Farmhouse
Horizontal 2



42" wide x 96" tall Rustic Farmhouse Horizontal door shown with Vintage hardware and Gila 24" pull. Plank colors used are Weathered White, Charcoal Dusk, Cloudy Grey.

Rustic Farmhouse
Horizontal 3




36" wide x 96" tall Rustic Farmhouse Horizontal door shown with Gage hardware and Monterey pull. Plank colors used are Weathered White, Sandy Beach, Riverwood, Barnwood.

Rustic Farmhouse
Horizontal 4: Stormy Grey



42" wide x 96" tall Rustic Farmhouse Horizontal door shown with Stormy Grey color planks, stainless steel Slade hardware and Metro 60" pull.

Rustic Farmhouse
Horizontal 4: Barnwood



42" wide x 96" tall Rustic Farmhouse Horizontal door shown with Barnwood color planks, Slade hardware and a Vista inset pull.

Most Planks on this door are 5" wide. On the 80" tall door there are 16 planks. The 84" tall door has 17 planks (the bottom plank is 4" wide). The 96" tall door has 19 planks (the bottom plank is 6" wide).

For this door you may select from any of the 8 Plank colors listed here and shown on page 5 of this catalog.

1. Stormy Grey
2. Cloudy Grey
3. Barnwood
4. Sandy Beach
5. Charcoal Dusk
6. Riverwood
7. Weathered Brown
8. Weathered White

All doors above are available in 3 door heights: 80", 84", and 96".
And in 4 widths: 32", 36", 42", and 48".

Use your cell phone camera
or QRC scan app to **SCAN**
for More Information>



THE RUSTIC FARMHOUSE DOOR COLLECTION

Rustic Farmhouse
Vertical 1



42" wide x 96" tall Rustic Farmhouse Vertical door with Vintage hardware and Vista inset pull. Plank colors used are Barnwood, Riverwood, Stormy Grey, Weathered Brown.

Rustic Farmhouse
Vertical 2



42" wide x 96" tall Rustic Farmhouse Vertical door with stainless steel hardware and Vista inset pull. Plank colors used are Weathered White, Charcoal Dusk, Cloudy Grey.

The Planks on these Rustic Farmhouse Vertical doors are 5" in width. We may need to trim some edge planks down in order to fit your requested door width. If we do this, we will trim the planks on each outside edge to match.

Rustic Farmhouse
Vertical 3: Weathered Brown



42" wide x 96" tall Rustic Farmhouse Vertical door shown with Weathered Brown planks, Gage hardware and Santa Fe pull.

Rustic Farmhouse
Vertical 3: Riverwood



36" wide x 96" tall Rustic Farmhouse Vertical door shown with Riverwood planks, Philmont hardware and Tucson 24" pull.

For this door you may select from any of the 8 Plank colors listed here and shown on page 5 of this catalog.

1. Stormy Grey
2. Cloudy Grey
3. Barnwood
4. Sandy Beach
5. Charcoal Dusk
6. Riverwood
7. Weathered Brown
8. Weathered White


All doors above are available in 3 door heights: 80", 84", and 96".
And in 4 widths: 32", 36", 42", and 48".

Use your cell phone camera
or QRC scan app to **SCAN**
for **More Information**>




THE RUSTIC FARMHOUSE DOOR COLLECTION

Rustic Farmhouse
ZigZag 48"



48" wide x 96" tall Rustic Farmhouse ZigZag door shown with Waggoner hardware and Tucson 24" pull.

Rustic Farmhouse
ZigZag 42"



42" wide x 96" tall Rustic Farmhouse ZigZag door shown with Vintage hardware and San Juan 24" pull.

Rustic Farmhouse
ZigZag 36"



36" wide x 96" tall Rustic Farmhouse ZigZag door shown with stainless steel Slade hardware and 48" Metro pull.

Rustic Farmhouse
ZigZag 32"



32" wide x 96" tall Rustic Farmhouse ZigZag door shown with Philmont hardware and black Metro pull.

Rustic ZigZag doors shown above are 96" tall, but are also available in 80" and 84" heights. On the 2 shorter doors, the design is removed from both top and bottom edges equally. Plank colors for all ZigZag doors are Barnwood, Riverwood, Stormy Grey, Weathered Brown.

Rustic Farmhouse ZigZag Double 42"



48" wide x 96" tall Rustic Farmhouse ZigZag Double doors shown here with Royal hardware, optional Corona pull handles, and Rail Connector option.

Rustic Farmhouse ZigZag Double 32"



32" wide x 96" tall Rustic Farmhouse ZigZag double doors shown with Gage hardware, optional Gila 24" pull handles, and Rail Connector option.

Double ZigZag doors are available in the two configurations shown at left. When placing your order, be sure to specify that it is for double doors, as we make the design on one door in "reverse" in order to achieve the effect shown here. Doors may be installed in either configuration.

All doors above are available in 3 door heights: 80", 84", and 96".
And in 4 widths: 32", 36", 42", and 48".

Use your cell phone camera
or QRC scan app to **SCAN**
for More Information>





42" x 96" Contemporary Metal 4 Lite rolling door with Cloud glass and Gage rolling hardware.

METAL & GLASS

The Contemporary Metal Collection features flush glazed doors with very narrow aluminum stiles and rails, creating a modern, minimalist look. All doors are 1-1/16" thick, coated with a permanent black finish, and utilize heavy 3/8" thick tempered safety glass. Doors include 1 door pull which may be mounted on right or left side of door. Other door pulls will not fit on this door.



CONTEMPORARY METAL - Pull handle closeup

CONTEMPORARY METAL COLLECTION

BARNCRAFT PREMIUM ROLLING DOORS

THE CONTEMPORARY METAL BARNCRAFT COLLECTION

Urban Modern Design

The four Contemporary Metal door designs are available in two heights (84" and 96"), and two widths (36" and 42"). The door stiles and rails are 1-5/8" wide, and coated with a permanent black finish — other finish options are not available. The tempered safety glass is available in 2 different glass types: Clear or Cloud. Only the Gage hardware may be used with this door, but is not included, and should be ordered separately. The Gage is available in black or stainless steel finishes. See page 8 for more rolling hardware information.

Glass Texture Options



Clear - 1 PRIVACY RATING



Cloud - 6 PRIVACY RATING

Gage Roller Options



Black



Stainless Steel

4 Lite Contemporary Metal



36" wide x 96" tall 4 Lite shown above. Also available 84" tall and 42" width. Shown with black Gage hardware and Cloud glass. Door pull included.

8 Lite Contemporary Metal



36" wide x 96" tall 8 Lite shown above. Also available 84" tall and 42" width. Shown with black Gage hardware and Cloud glass. Door pull included.

3 Lite/ 1 Panel Contemporary Metal



36" wide x 96" tall 3 Lite / 1 Panel shown above. Also available 84" tall and 42" width. Shown with black Gage hardware and Cloud glass. Door pull included.

6 Lite/ 1 Panel Contemporary Metal



36" wide x 96" tall 6 Lite / 1 Panel shown above. Also available 84" tall and 42" width. Shown with black Gage hardware and Clear glass. Door pull included.

Use your cell phone camera
or QRC scan app to **SCAN**
for More Information>





MODERN BIRCH

The Contemporary Birch Collection features solid doors with four minimalist designs in premium Birch wood. The collection includes Brentwood, Westwood, Fleetwood, and Inglewood designs, and offers a choice of multiple stain options that bring out the understated elegance of these doors.

Complement these contemporary rolling doors with either black or stainless steel hardware. See page 8 for all available BarnCraft rolling hardware options. All doors in this series are available assembled only.

These doors are all 1-3/4" thick. The birch wood and pattern detail are on both sides of the door.



36" x 96" Inglewood rolling door, shown here prefinished in Canyon Brown option, with Gage rolling hardware and Vista inset pull handle.

CONTEMPORARY BIRCH COLLECTION

BARNCRAFT PREMIUM ROLLING DOORS

THE CONTEMPORARY BIRCH BARNCRAFT COLLECTION

Minimalist Modern Design



Birch wood is a creamy white sap wood with some golden brown flame patterns and has a warm and pleasing appearance. It has a fine, uniform texture with closed pores. Birch wood is a strong and very stable wood with beautiful grain patterns that highlight any stain color. Birch also provides an excellent surface for paint finishes.

Birch Stain Finish Options


Twenty-seven factory finish color options are available for all Birch Collection doors. These doors are available unfinished (photo above left is the unfinished raw wood) **or** factory finished in 27 colors as shown on pages 17-19. The Traditional colors on Birch include the stain color and a clear urethane satin-sheen top coat. The Antique colors are darker, and suggest an aged appearance. The Distressed colors are the same as the Antique, with the addition of faux worm holes and cracks for a more rustic aged look.

Brentwood
Contemporary Birch




42" wide x 96" tall Birch Brentwood door, shown with stainless steel Gage hardware, Natural Traditional finish color and 48" Metro pull.

Westwood
Contemporary Birch




42" wide x 96" tall Birch Westwood door, shown with Waggoner hardware, Winter Antique finish and Gila 24" handle.

Fleetwood
Contemporary Birch



36" wide x 96" tall Birch Fleetwood door, shown with Traditional Canyon Brown finish, Vintage hardware and Monterey pull.

Inglewood
Contemporary Birch



36" wide x 96" tall Birch Inglewood door, shown with Winter Antique finish, Royal hardware and Metro black pull handle.

All doors above are available in 3 door heights: 80", 84", and 96".
And in 4 widths: 30", 36", 42", and 48".



Use your cell phone camera
or QRC scan app to **SCAN**
for More Information>





ELEGANT MAHOGANY

The Glass & Mahogany Door Series in the BarnCraft Collection is available in Mahogany wood with choice of Traditional, Distressed or Antique finish - or unfinished. Mahogany is a fine straight-grained wood that ranges from rich golden to deep brown color and has a beautiful sheen when finished. See pages 17-19 for available finish colors.



MAHOGANY



MAHOGANY with Distress Marks

36" x 80" Continental 3 Lite rolling door with Charcoal finish color, Large Flemish glass, Slade hardware, and Monterey pull handle.

MAHOGANY & GLASS DOOR COLLECTION

BARNCRAFT PREMIUM ROLLING DOORS

THE GLASS & MAHOGANY DOOR BARNCRAFT COLLECTION

Timeless Design

The Mahogany Door Series of BarnCraft rolling doors include these Mahogany doors with glass in various size, glass, and finish options. Choose from raw unfinished wood or 27 stain colors with Traditional, Distressed or Antique finishing options (refer to pages 17-19 for finish options). Mahogany varies from rich golden to deep brown colors and has a straight to wavy even graining that has a beautiful sheen when finished.

See page 8 for the BarnCraft rolling hardware options in black and stainless steel to complement the various rolling doors in this Glass Door Series.

Glass texture options are listed below.

These doors are all 1-3/4" thick. Some doors are TDL, or True Divided Lite doors, and others are SDL, or Simulated Divided Lite doors. These types of doors are noted for each door shown.



6-Lite SDL door shown here with Owl Grey Distressed finish, Royal rolling hardware, Monterey handle and Water glass.

Glass Texture Options

All glass used in these doors is a single-thickness, tempered safety glass. All doors on the next 2 pages, including TDL, SDL, and Craftsman, may be ordered with the 3 glass textures shown at right (Clear, Flemish, Rain).


In addition to these 3 textures, all Continental TDL doors on page 46 are available with Granite and Ocean glass shown at right. Two of those doors (the 6' 8" tall 4-Lite Continental, and the 8'0" 5-Lite Continental) are also available with the Cloud glass option shown at far right.

All SDL doors shown on page 46 are available with the initial 3 textures (Clear, Flemish, Rain), and also with Water glass, shown at right here.




CLEAR

1 - PRIVACY RATING




LARGE FLEMISH

5 - PRIVACY RATING




RAIN

9 - PRIVACY RATING




GRANITE

8 - PRIVACY RATING




OCEAN

8 - PRIVACY RATING



CLOUD

6 - PRIVACY RATING



WATER

3 - PRIVACY RATING

THE MAHOGANY & GLASS DOOR COLLECTION

4 Lite
Continental TDL



36" wide x 80" tall Continental 4 Lite DoorCraft Mahogany door, shown with Cloud glass, Charcoal finish, stainless steel Slade hardware and Metro 16" pull handle.

3 Lite
Continental TDL



36" wide x 80" tall Continental 3 Lite DoorCraft Mahogany door, shown with Winter Antique finish, Granite glass, Gage hardware and Metro 12" pull handle. (Also in 32" width)

6 Lite SDL



36" wide x 80" tall Mahogany 6 Lite SDL door, shown here with Forest Grey Traditional finish, Large Flemish glass, Vintage hardware and Gila pull handle. (Also in 32" width)

4 Lite SDL



36" wide x 80" tall Mahogany 4 Lite SDL door, shown here with Owl Grey Traditional finish, Rain glass, Philmont hardware and San Juan 24" pull handle. (Also in 32" width)

5 Lite
Continental TDL



36" wide x 96" tall Continental 5 Lite TDL DoorCraft Mahogany, shown with Forest Grey finish, Cloud glass, stainless steel Gage hardware, and Metro 48" pull.

4 Lite
Continental TDL



36" wide x 96" tall Continental TDL 4 Lite DoorCraft Mahogany, shown with Canyon Brown finish, Ocean glass, Royal hardware and Gila 24" pull handle. (Also in 30", 32" widths)

6 Lite SDL



36" wide x 96" tall 6 Lite SDL DoorCraft Mahogany, shown with Forest Grey finish, Clear glass, stainless steel Slade hardware, Metro 12" pull. (Also in 32" width)

4 Lite SDL



36" wide x 96" tall 4 Lite SDL DoorCraft Mahogany, shown with Winter Antique finish, Granite glass, Vintage hardware, Gila 24" pull. (Also 32")

See page 45 for glass options available for TDL & SDL doors on this page.

NOTE: The images throughout this catalog showing prefinish options offer an indication of final appearance, but due to variations in the texture, grain and color of the wood, the actual appearance will vary.

Use your cell phone camera or QRC scan app to **SCAN for More Information>**



THE MAHOGANY & GLASS DOOR COLLECTION

Mahogany & Glass Doors • 6'8" & 8'0" Tall

www.glasscraft.com

4 Lite Craftsman
1 Panel SDL



36" wide x 80" tall 1 Panel 4 Lite SDL Mahogany door, shown with Forest Grey Traditional finish, Large Flemish glass, Gage hardware, and Gila 24" pull handle.

4 Lite Craftsman
X Panel SDL



36" wide x 80" tall X panel 4 Lite SDL Mahogany door, shown with Slate Grey Traditional finish, Clear glass, Royal hardware, and inset Vista pull handle.

1 Lite Craftsman
1 Panel



36" wide x 80" tall 1 Panel 1 Lite Mahogany door, shown with Owl Grey Distressed finish, Granite glass, Slade hardware, and Tucson pull handle.

1 Lite Craftsman
X Panel



36" wide x 80" tall X Panel 1 Lite Mahogany door, shown here with Charcoal Traditional finish, Rain glass, Vintage hardware, and Monterey pull handle.

4 Lite Craftsman
1 Panel SDL



36" wide x 96" tall 1 Panel 4 Lite SDL Mahogany door, shown with Winter Traditional finish, Flemish glass, Slade hardware, and San Juan 24" pull handle.

4 Lite Craftsman
X Panel SDL



36" wide x 96" tall X panel 4 Lite SDL Mahogany door, shown with Owl Grey Distressed finish, Rain glass, stainless steel Gage hardware, and Metro 16" pull.

1 Lite Craftsman
1 Panel



36" wide x 96" tall 1 Panel 1 Lite Mahogany door, shown with Owl Grey Traditional finish, Clear glass option, Vintage hardware, and Vista inset pull.

1 Lite Craftsman
X Panel



36" wide x 96" tall X Panel 1 Lite Mahogany door, shown with Natural finish, Ocean glass, Philmont hardware, and San Juan 24" pull.

All Craftsman doors on this page are available with Clear, Large Flemish, and Rain glass texture options (see page 45).


Use your cell phone camera
or QRC scan app to **SCAN**
for More Information>





GLASSCRAFT[®] DOOR COMPANY

2002 Brittmoore Road | Houston, Texas 77043 | 713-690-8282



The BarnCraft[™] Collection

Premium Rolling Barn Doors & Wall Planks

GlassCraft[®] product literature available online at www.glasscraft.com